




IC DON BOSCO - TOLENTINO




Teachers meeting - Istanbul - 21st June 2022



**INNOVATIVE . . .
AND FUNNY
EDUCATION**



- **STORY TELLING AND GAMIFICATION**
- **NEW TECNOLOGIES AND REALITY TASKS**
- **CLIL WITH LAPBOOKS**
- **LEARNING WITH BODY**
- **LEARNING BY DOING**



STORY TELLING

Children love stories and they really enjoy when their teachers tell them stories

Story telling is a teaching method that improves childrens' ability to focus their attention, to learn new vocabulary and structures, fosters their imagination, enhances their communication skills


google sites
storytelling is
generally used to
introduce new topics



4 A BEZZI - STORY TELLING

TOO COOL FOR SCHOOL

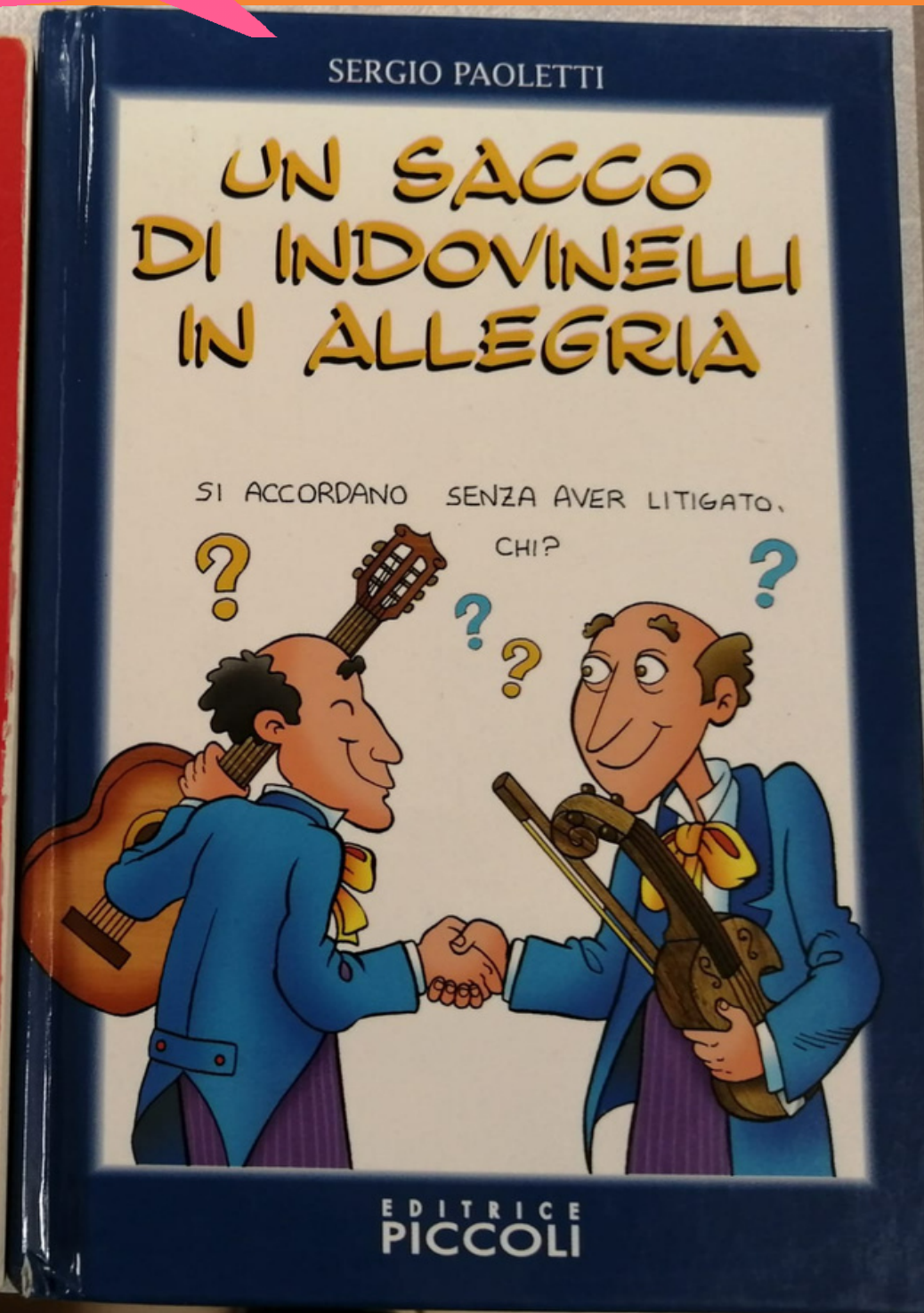
sites.google.com



How is storytelling organized?

- 1. TELLING THE STORY. THE TEACHER READS THE PAPER BOOK SHOWING PICTURES TO MAKE COMPREHENSION EASIER (LATER WE CAN WATCH A VIDEO. ON THE INTERNET THERE ARE LOTS OF "READ ALOUD BOOKS")**
- 2. RETELLING THE STORY. ON THE SECOND READING THERE ARE QUESTIONS ABOUT THE STORY, THE CHARACTERS...AND THE FOCUS ON VOCABULARY AND STRUCTURES**
- 3. ACTIVITIES ABOUT THE STORY: GAMES, DRAWINGS, POSTERS, WORKSHEETS, DIGITAL PRODUCTS...**

HA HA HA





Some teachers use funny stories (jokes in particular) to let children learn about direct and reported speech, for grammar activities...

NEW TECNOLOGIES FOR LEARNING

**Interdisciplinary
activity connected
with Geography:**

TOPIC: Italian Regions

**TOOL:
Google Sites**



With this activity pupils implement:

- digital skills
- disciplinary knowledge
- general knowledge about their own country




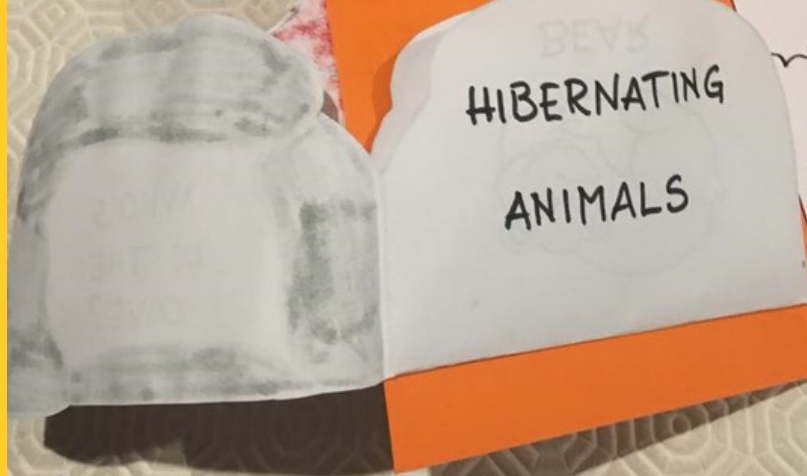



CLIL WITH LAPBOOKS

- **LAPBOOKS** are a welcome change to the daily rhythm of a lesson. Create cooperation and inclusion
-**COOPERATIVE LEARNING** approach-
Help students to remember and review informations
- With **CLIL** activities pupils learn a subject and a second language at the same time





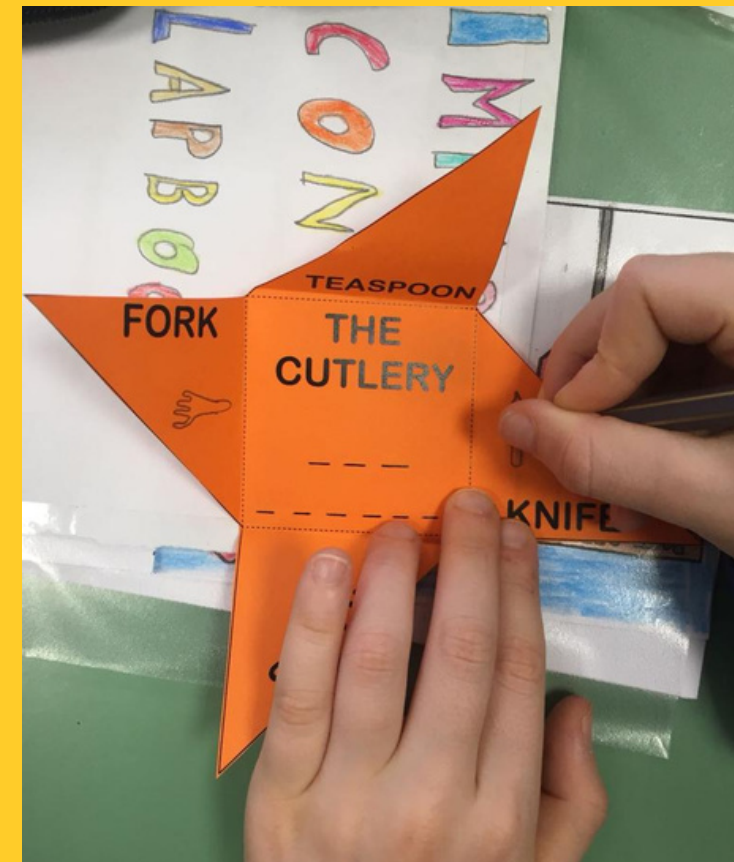
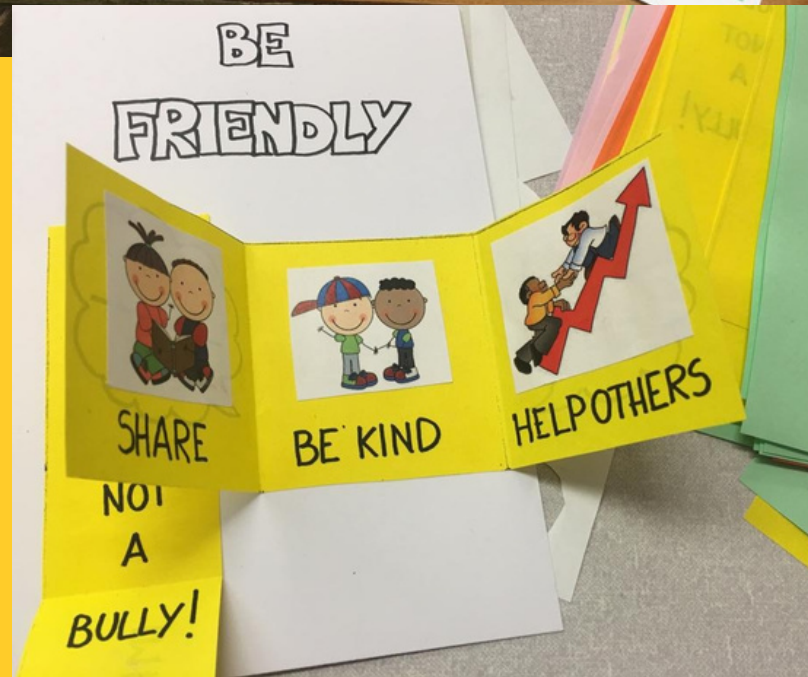


A vertical strip of paper with the letters A, U, M, N written in large, colorful, block letters.



CLASS RULES




TABLE RULES



LEARNING WITH BODY

Children learn more easily if we use their body as learning channel



LET'S LEARN GRAMMAR!



AROUND THE CLOCK



THE PATH OF A RIVER



**THE RIVER
SPRINGS FROM
A SOURCE**



**AT THE BEGINNING
IT IS A STREAM**



**THEN A TORRENT
IT FLOWS FAST**



**IT CAN JOIN
ANOTHER RIVER
(AFFLUENT)**



**IT FORMS
A BEND**



A LAKE



A WATERFALL




**AT THE END THE
RIVER IS SLOWER
AND LARGER**



**FINALLY
IT REACHES ITS MOUTH
AND THE SEA**


LEARNING BY DOING

It's a hands-on approach to learning; students must interact with their environment in order to adapt and learn.



DOING
MUSICAL
INSTRUMENTS..







...DOING PAPER

**Pupils attend
workshops
where they learn how
to reuse and recycle
old things that can
have a new life**



RECYCLING



CHRISTMAS WORKSHOPS



This school year some of our kids have attended the Recycle Olympic games. They started reading a comic story



After collecting and differentiating waste they did the games suggested in the comic



the can game

**kids have to hit
the tower of cans
with a paper ball**



the water game

**the kid who with a
bottle cap manage
to fill a little bowl
is the winner**



the slalom race

the kid who run the slalom without letting bottles fall and in the quickest possible time is the winner




the sand game

the kid who fill the bottle in the quickest possible time is the winner



THANK YOU
FOR YOUR
ATTENTION



Erasmus+